



THE STOP SMOKING SERVICE

# Welcome Pack & Self Help Guide



Working together to improve the health and wellbeing of our communities

# Contents

Page 3	The First Step
Page 4-5	Ingredients of a Successful Quit
Page 6 - 7	Benefits of Stopping
Page 8 - 9	Financial Gain Chart
Page 10 - 11	Health Benefits
Page 12 - 13	Take a Deep Breath
Page 14	The Development of Nicotine Addiction
Page 15 - 18	Nicotine Replacement Therapy (NRT)
Page 19	E-Cigarettes
Page 20	Champix (Varenicline)
Page 21	Zyban (Bupropion)
Page 22 - 23	Breaking the "Habit"
Page 24 - 28	Smoking, Stress and Anxiety
Page 27	Withdrawal Symptoms
Page 29	Quit for Covid
Page 30 - 31	Top Tips
Page 32	Useful Contacts
Page 33	Daily Doodle
Page 34	Notes
Page 36	Smoking Diary

## First Step

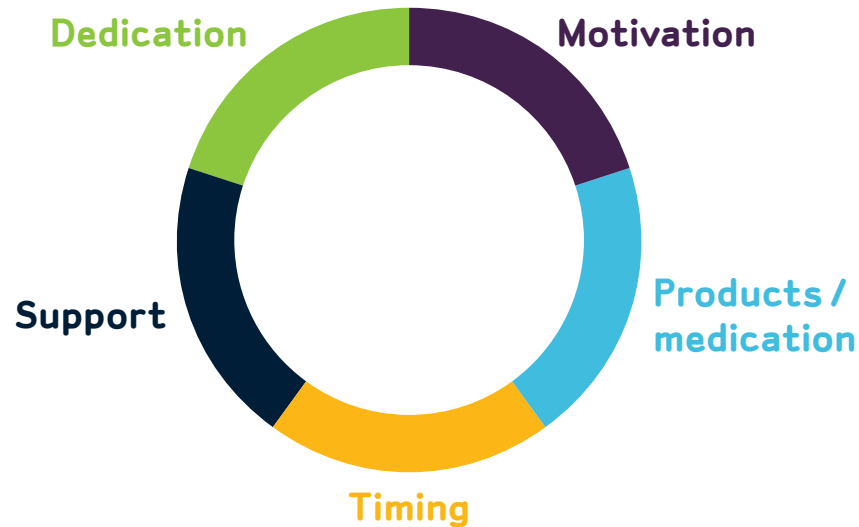


**Congratulations on making the crucial and most significant step to a smoke free and healthy lifestyle.**

"The First step" - the decision to quit.



## Ingredients of a successful quit



**Motivation** – A key aspect of a successful quit attempt is your initial motivation to stop smoking. Without this clear incentive from the very beginning, you could lose your focus during the programme.

**Timing** - An element that is often overlooked when trying to quit is timing. Once you have made the decision that you want to quit and feel motivated, take a moment to assess your current lifestyle, stress factors, personal and work circumstances. You want to maximise your probability of success and it is important that you choose a time that is right for **you**.

**Products/Medication** – There are two important factors to consider when quitting – the physical/chemical addiction to Nicotine and the behavioural addiction or habit. It is essential to get on top of the nicotine addiction to help alleviate withdrawal symptoms and minimise your cravings. With support from your advisor, you will choose which product is right for you to help you quit.

**Only 4% quit smoking when going "cold turkey".**

**Support** – Did you know you are **three** times more likely to succeed with behavioural support and medication? Having a qualified stop smoking advisor to offer their expertise, behavioural support, guidance, advice or even just a listening ear is key and will give you the tools to help you maintain a smokefree life. Of course, if this is combined with support from friends and family, then that is a bonus!

**Dedication** - You will have probably heard the term 'willpower' before, and yes, in order to 'break the habit' you will need to be completely dedicated. The **products** will help; but you are likely to have moments where your smoking routine and patterns can trigger your urge to smoke and you will need **commitment** to get through these more difficult moments.

## Benefits of quitting



**There are many incentives to quit smoking, some you may not have even considered yet:**

**1. Financial** – It goes without saying that if you stop smoking you will have much more money in the bank to spend on bigger and better things. (See page 8)

**2. Immediate health** – People may be understandably focused on the long-term benefits, but you will notice many immediate improvements too. (See page 10)



**3. Family** – Our loved ones are important to us and often provide one of our biggest motivations to quit. Whether you're pregnant, quitting for your children or just want to be healthy enough to enjoy making memories with your nearest and dearest, it can be helpful to keep them in mind.

**4. Reducing risk of disease** – Many long-term conditions and diseases are caused or made worse by smoking.

**5. Appearance** – Your self-image can drastically improve after you stop smoking. Nicotine and tar can stain your teeth and reduce your blood supply giving you wrinkles and dry skin.

**6. Confidence** – Knowing you can overcome something which challenges you can increase your confidence, self-esteem and resilience.

**7. Freedom** – Being a smoker can make you feel like you are not in complete control of your own life. Simple things like not worrying about smoking during long journeys, catching a flight or simply not having to stand out in the freezing cold are all added benefits of quitting.



Using the above examples, or any of your own, list below (or think about) your own personal motivations for wanting to stop smoking.



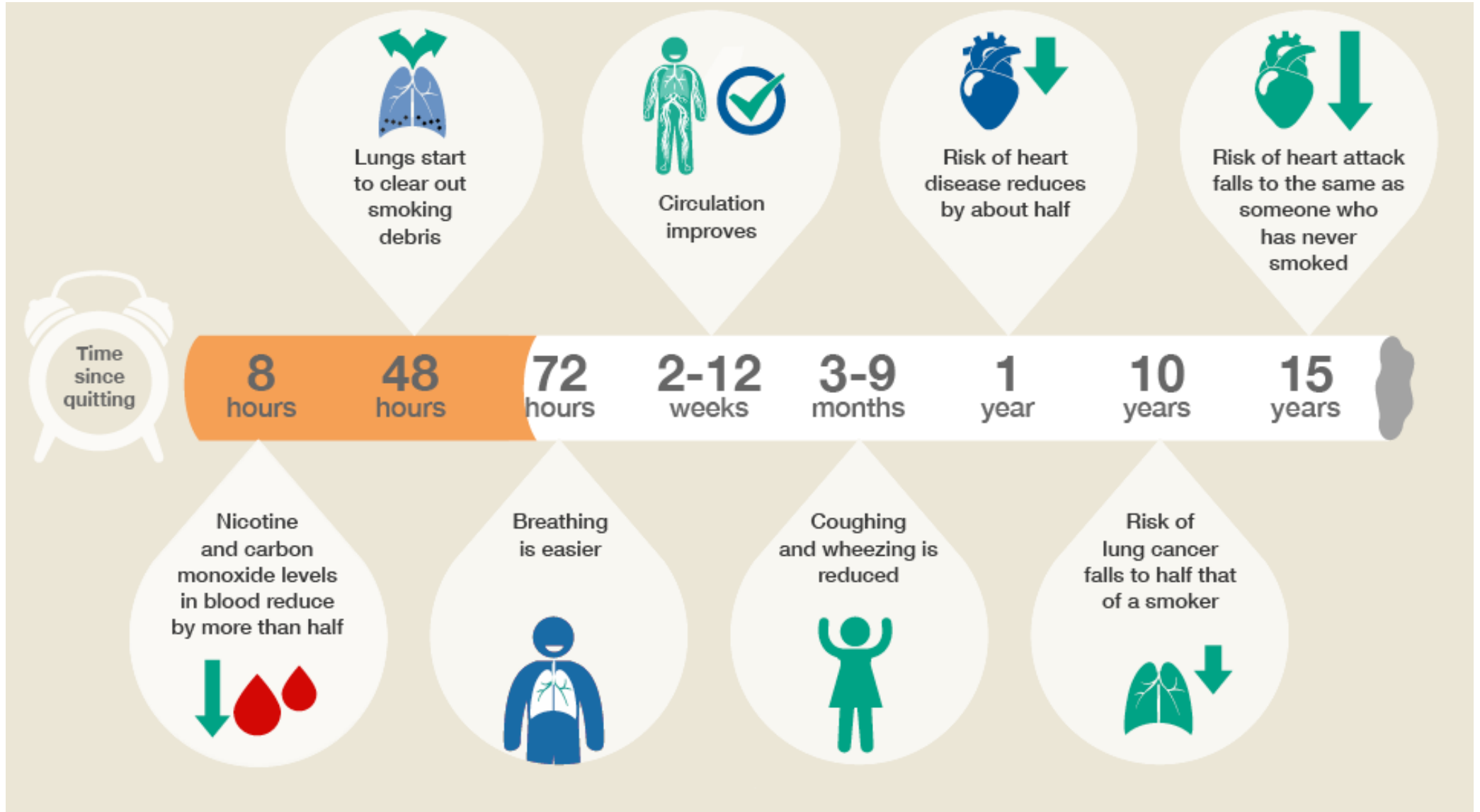
Approx. Amount Smoked per day	How much on average saved after just <b>one week</b>	How much on average saved after just <b>one month</b>	How much on average saved after just <b>one year</b>
<b>If you Smoke 5 a day...</b>	<b>£19</b>	<b>£83</b>	<b>£992</b>
What you could have instead?			
<b>If you smoke 10 a day...</b>	<b>£38</b>	<b>£165</b>	<b>£1984</b>
What you could have instead?			
<b>If you Smoke 15 a day...</b>	<b>£57</b>	<b>£248</b>	<b>£2976</b>
What you could have instead?			
<b>If you smoke 20 a day...</b>	<b>£76</b>	<b>£331</b>	<b>£3968</b>
What you could have instead?			

Fill out (or think about) what you would like to spend your new-found savings on?



# Health benefits

It's never too late to quit



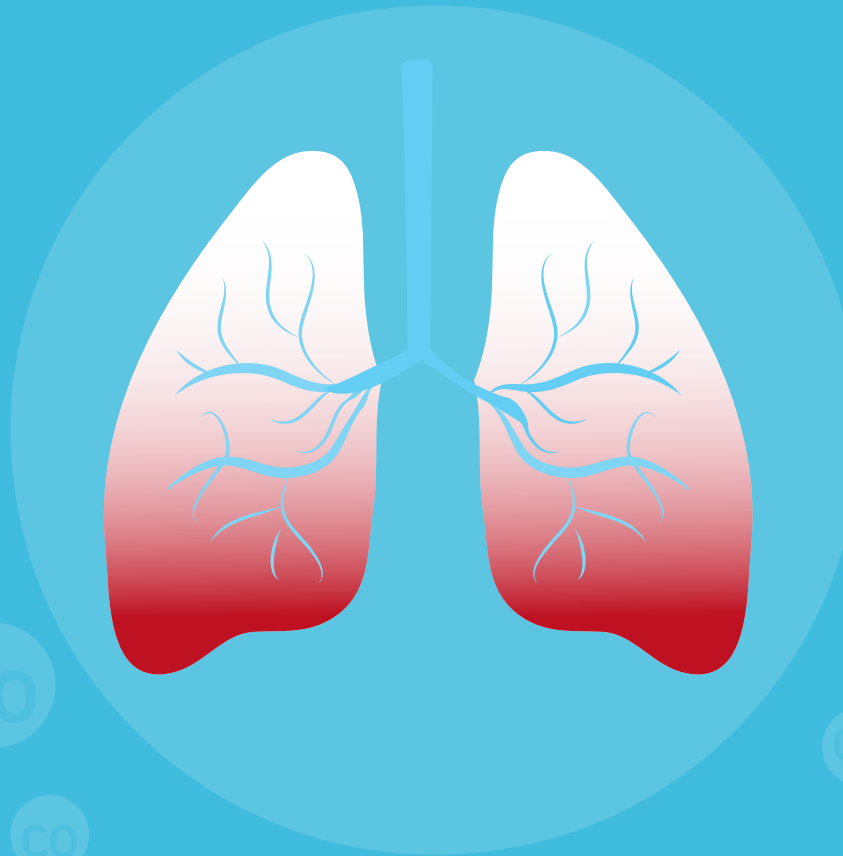
## Take a deep breath:

**Carbon monoxide (CO) is a poisonous gas produced by burning things and it can be found in car exhaust fumes and tobacco smoke.**

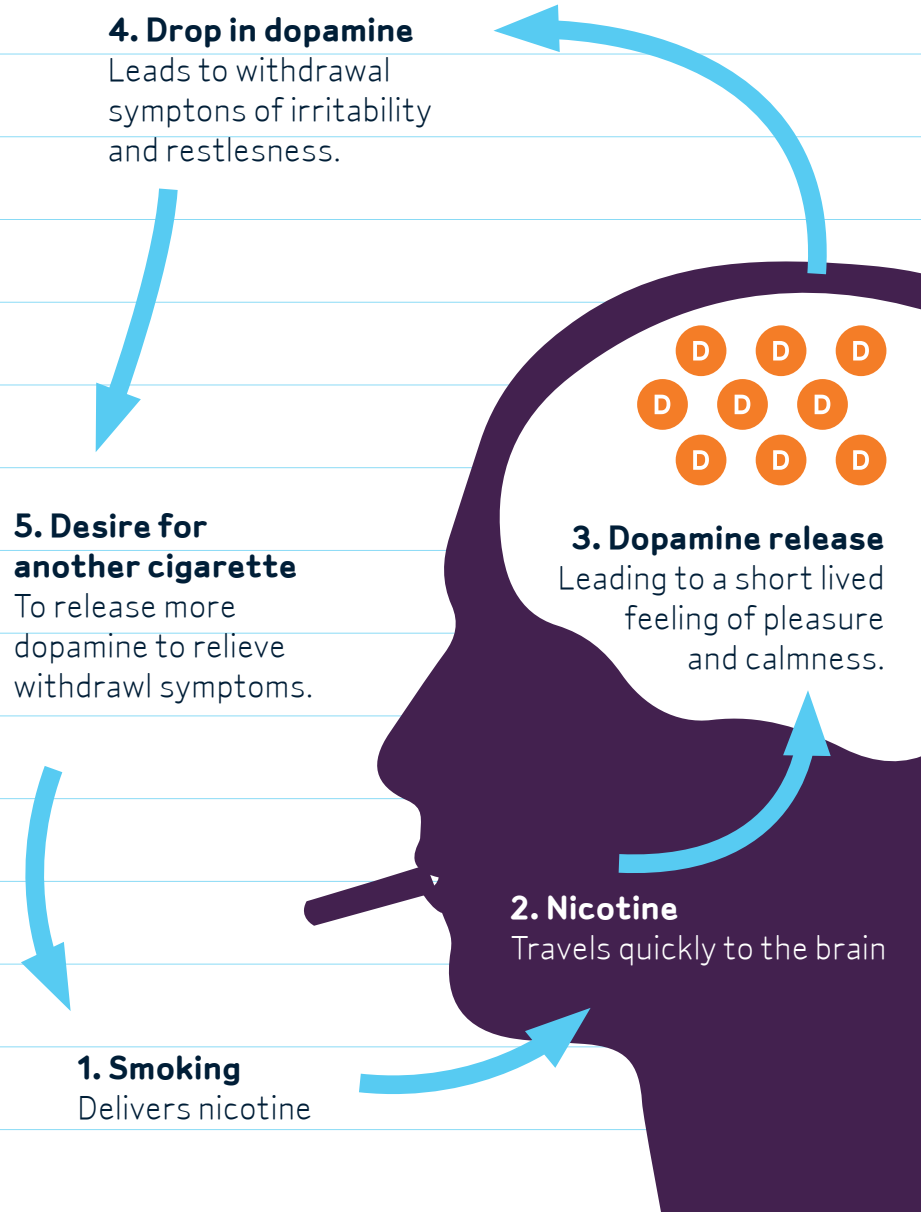
CO has no smell and no colour. The main effect of CO in the body is that it reduces the amount of oxygen in your blood, meaning that the heart has to work harder to supply your body and organs with the oxygen they need. If your CO levels are high you may feel tired and it can affect your concentration.

Your advisor will ask you to blow into a carbon monoxide machine at each appointment and you can record your results on the chart opposite (page 14).

**The good news is that when you quit smoking completely, carbon monoxide will quickly start to leave your body and your CO levels will be the same as a non – smoker.**



## The development of nicotine addiction



## Nicotine Replacement and Medication

Nicotine is a stimulant that causes a hormonal 'feel good' release of dopamine in the brain. When nicotine levels drop, this can cause you to feel agitated, stressed and restless. To minimise withdrawal symptoms, we offer a variety of products which will help reduce cravings and allow you to focus on breaking the habit.

## Nicotine Replacement Therapy (NRT)

Under the umbrella of NRT are various products that will wean you off the amount of nicotine you are addicted to.

## Patches

### What is it and what does it do?

Nicotine Replacement Therapy are safe and effective medications to help people stop smoking. It works by delivering a steady dose of nicotine into your body through the skin. We will assess your nicotine dependency in your initial consultation and supply you with the the right dosage of patch you require, eventually gradually reducing at a pace you are comfortable with.

### How do I use it?

Put the patch on first thing in the morning and wear it all day.

- If you are using the 16 hour patch take it off before bed.
- Put a new patch on each morning
- If patch falls off regularly feel free to use medical tape/bandage tape to hold it in place.



### How often do I use it?

You must only wear one patch at a time and one per day.

### Side effects?


The skin under and around the patch may become slightly red and itchy. This is normal but to try to avoid this, put them on a different body section each day, always avoiding your chest. If a painful rash occurs, please discontinue and consult your advisor.



## Chewing Gum

### What is it?

The gum contains nicotine which is absorbed quickly through your gums, relieving those unpleasant withdrawal symptoms soon after they strike.



### How often do I use it?

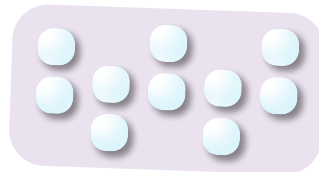
You should aim to have a piece of gum every hour. The maximum usage is 15 pieces per day,

### How do I use it?

Chew the gum slowly until a change in taste is noticed (less than 1 minute) then rest it between the cheek and gum to ensure the nicotine is effectively absorbed. Continue chewing and using the "park and ride" method until the taste disappears.

### What are the side effects?

Can cause jaw ache, stomach upset and hiccups. Caution when used with dentures.



## Lozenges

### What is it?

The lozenge is a sugar free tablet that is a mint flavour, however it can taste peppery due to the nicotine content.

### How often do I use it?

When your cravings spike. Use 10-15 tablets per day at regular intervals. Each lozenge should last for approximately 30 minutes, after this throw it away. No more than 1 per hour.

### How do I use it?

"park and chew" – the way to use them is to suck the lozenge until the flavour is released. Then you can park the lozenge beside the gum, next to either cheek. When the flavour is gone, suck again then park the lozenge until the flavour goes again or lozenge has dissolved.

### What are the side effects?

Can cause jaw ache, stomach upset and hiccups. Caution when used with dentures.

## Mouth Spray

### What is it?

The mouth spray is a faster acting product that is sprayed into the mouth onto the inside of the cheeks. The nicotine is absorbed quickly into your body through the mouth lining, helping to rapidly relieve the urge to smoke.



### How often do I use it?

Use 1-2 sprays every 30 minutes to 1 hour if possible or when cravings spike.

### How do I use it?

Prime the mouth spray first to ensure the spray is more like a mist rather than a jet. To do this, press hard and fast with your thumb on top of the bottle. Then spray once onto the **inside of the cheek**, avoiding the lips, tongue and again on the other side. For best results, do not eat/drink shortly after use.

### Side effects?

User may experience hiccups as well as stomach upset if some of the spray travels down the throat.

## Inhalator

### What does it do?

The inhalator is a plastic device which delivers nicotine into the mouth, it does not produce smoke. It can replace the hand to mouth action of a cigarette.



### How do I use it?

Place a nicotine cartridge into the device and click it into place. Suck the mouthpiece at an angle towards your inner cheek. The nicotine is then absorbed into your blood stream. Try to use for at least 5 minutes for good effect.



### How often do I use it?

A cartridge will last for around 40 minutes continual use.. But you can keep putting it down between uses. You need to use it at regular intervals throughout the day to maintain good levels of nicotine in your body, which will then help relieve withdrawal symptoms. A maximum of 6 cartridges should be used per day.

### Side effects?

Potential cough or throat irritation.

## Your goal is...



**Your primary goal will be to switch your nicotine intake from cigarettes to the products. This is a much safer way to use nicotine as it doesn't contain all the harmful chemicals that cigarettes do.**

**With help from your advisor, you will eventually reduce your nicotine intake and by the end of the programme be nicotine free.**



## E-Cigarettes

### What are e-cigarettes and how do they work?

- An e-cigarette is a device that allows you to inhale nicotine in a vapour.
- They work by heating a liquid that typically contains nicotine, flavourings, propylene glycol and/or vegetable glycerine.
- Using an e-cigarette is known as vaping. Despite the fact our advisors cannot prescribe an e-cigarette for you, we fully appreciate the benefits of using them. We fully advocate and support the use. There are a variety of models available:
- Cigalikes look similar to tobacco cigarettes and can be disposable or rechargeable.
- Vape pens are shaped like a pen or small tube, with a tank which is filled with e-liquid, replaceable coils and rechargeable batteries.
- Pod systems are compact rechargeable devices, often shaped like a USB stick or a pebble, with pre-filled disposable e-liquid capsules.
- Mods come in different shapes and sizes, but are generally the largest ecigarette devices. They have a refillable tank, longer lasting rechargeable batteries, and variable power.

### How safe are e-cigarettes?

- In the UK, e-cigarettes are tightly regulated for safety and quality.
- Whilst not risk free, e-cigarettes carry a small fraction of the risk of cigarettes. They are around 95% safer than smoking.
- E-cigarettes do not burn tobacco and do not produce tar or carbon monoxide, two of the most damaging elements in tobacco smoke.

Whilst we as a service cannot prescribe e-cigarettes, we are more than happy to support you to use them as part of your quit attempt.

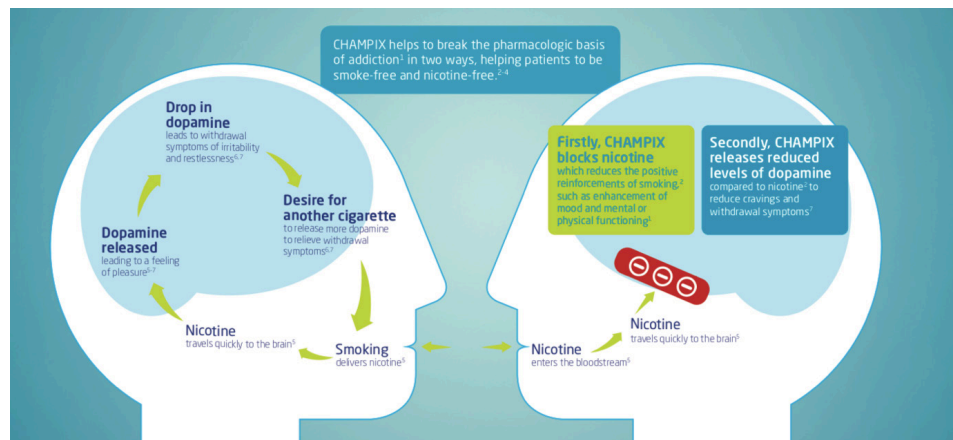
## Champix

### What is it?

Champix is a prescription only medication, called Varenicline, which is used to help adults quit smoking. Unlike nicotine replacement therapies (e.g. nicotine patches, gum or inhalation devices), Champix does not contain any nicotine. It blocks the action of nicotine in your brain and helps to reduce cravings and withdrawal symptoms associated with giving up smoking.

The treatment is a 12 week course of tablets which can help to relieve the craving and withdrawal symptoms associated with stopping smoking. During the start of the course of Champix, you will continue to smoke. Most people set their quit date between day 8 to 14 days of taking Champix.

### How does it work?



**Side effects:** Nausea, vivid dreams, stomach upset

### Not suitable if you are?:

Pregnant, have end stage renal failure, under 18, taking certain antidepressants (GP's discretion.)


### Your Champix dose

The usual dose of Champix is 1mg twice daily following the first week of treatment.

Week(s)	Days	CHAMPIX dose
1	1-3	0.5 mg once daily
1	4-7	0.5 mg twice daily
2-12	8 until end of treatment	1 mg twice daily

## Zyban (Bupropion)

Bupropion (brand name Zyban) is a medicine originally used to treat depression, but it has since been found to help people quit smoking. It's not clear exactly how it works, but it's thought to have an effect on the parts of the brain involved in addictive behaviour.



### How do I take Zyban?

It's taken as 1 to 2 tablets a day. You should start taking it a 1-2 weeks before you try to quit. A course of treatment usually lasts around 7 to 9 weeks.

### Who can use it

Bupropion is safe for most people to take, although there are some situations when it's not recommended.

For example, it's not suitable for:

- children under 18 years of age
- women who are pregnant or breastfeeding
- people with epilepsy, bipolar disorder or eating disorders

### Possible side effects

Side effects of Bupropion can include:

- dry mouth
- difficulty sleeping (insomnia)
- headaches
- feeling and being sick
- constipation
- difficulty concentrating
- dizziness

Speak to your GP if you experience any troublesome side effects.

## Breaking the 'habit'

Smoking can be just as much a mental addiction as the physical addiction. We all have patterns of behaviour that are embedded into our daily routine. Humans don't like change, it can make us feel uncomfortable which can cause a sense of separation anxiety. Even something as insignificant as the hand to mouth behaviour can cause discomfort once it's gone.

### In order to break this feeling you will have to:

- Review your current routine: An important step so you become aware of the situations that prompt you to smoke. These 'triggers' are moments where you feel the urge to smoke because of particular situation you are in. This is in addition to the nicotine cravings discussed earlier (physical addiction due to a drop in nicotine levels in your system.)

### Some examples of 'triggers' could be:

**Social** - Being around friends/family/colleagues who smoke or being in a social setting where you usually smoke. Drinking alcohol, cigarette breaks at work, etc.

**Environmental** - A particular place you automatically light up without a second thought. Such as the car, the garden, a specific walking route, the smoking area of your pub, etc.

**Time of day** - It could be that there is a particular time of day when you smoke; when you wake up, with a coffee/tea, after a meal, just before work/after work, before bed, etc.

**Emotional association** - Smoking can be associated with certain emotions which trigger our desire to smoke. Change in stress levels, anxiety, joy, relief, depression, boredom, etc. can all be things which cause us to think about our smoking.

Once identified, these triggers can be controlled by making changes and putting coping mechanism in place to provide distractions. Your advisor can help you with this.

**Prepare yourself to overcome them:** If you get a strong craving, what are you doing to do to distract yourself?

When you first stop smoking, it may feel strange or feel like something is missing, which is why it is very important to be prepared, to find a **replacement** for your current routine and a **distraction**. Establishing what this is to start with, then coming up with a new one, that you don't associate with your smoking past, will make quitting much easier to manage. Use the space below to create some ideas.

Old Routine	New Routine
1. Example: Wake up and have my first cigarette with a cup of coffee	Wake up and have an orange juice instead
2.	
3.	
4.	
5.	

**Remember:** You are always in control of your "habit" if your willpower is greater than the temptation to smoke.

To help with this, please feel free to fill in the smoking diary on page 36 throughout your programme.


## Smoking Stress and Anxiety

Stress is very common and can affect us when we feel unable to cope with mental or emotional pressure in our lives. Stress can affect how you think and feel as well as how your body works.

Physical symptoms include problems sleeping, loss of appetite and difficulty concentrating but it can also make you feel anxious, irritable and low.

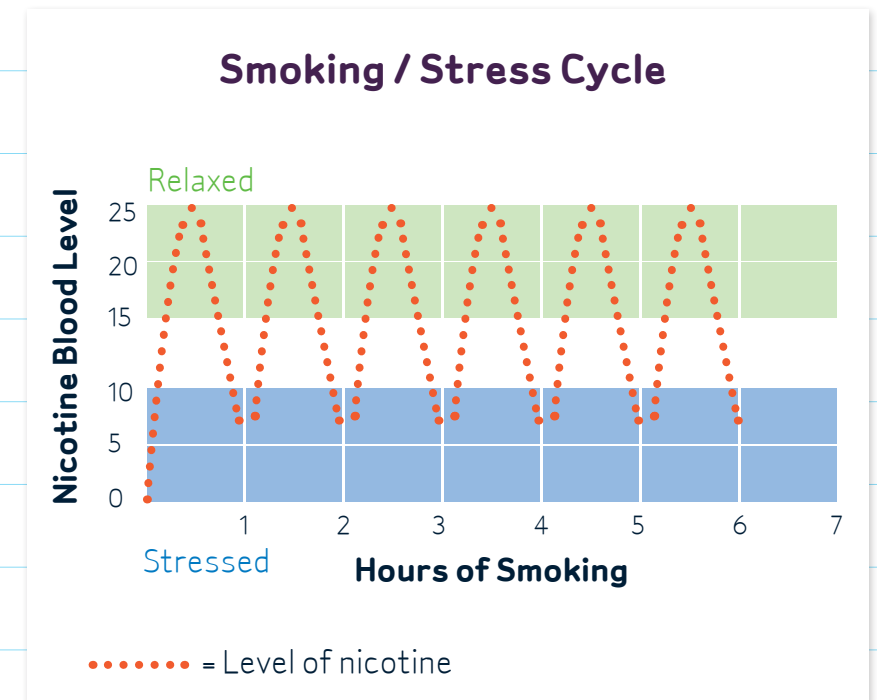
When you have a cigarette you are relieving these feelings by giving your body the nicotine it is craving. This nicotine will make you feel better in the short term however this up and down pattern will continue throughout the day making it **difficult for you to relax**.

Many people report feeling less stressed and have an improved mood once they have quit completely.



## Nicotine causes stress

Nicotine is a stimulant so you are likely to feel **more stressed** by continuing to smoke. If you've not had a cigarette for a while, you may start to feel irritable and tense – this is because your body is craving a cigarette.



Most smokers are surprised to find out that smoking actually increases stress!

## There are much healthier and more effective ways to relax, such as:

- **Taking a break.** Even if it is just for a few minutes, get away from a stressful situation. This might mean doing something that you find relaxing, like playing a game or talking with a friend.
- **Breathe deeply.** Take a few slow, deep breaths. You will feel your body relax.
- **Exercise.** When your body is active, it sends out natural chemicals that improve your mood and reduce your stress. Walking is one of the easiest exercises for most people. Even a short walk every day will help you to reduce your stress and improve your health.



## Withdrawal Symptoms

### You could potentially experience some of the following withdrawal symptoms

#### Restlessness

Use alternative coping techniques and find something new to focus your mind on.



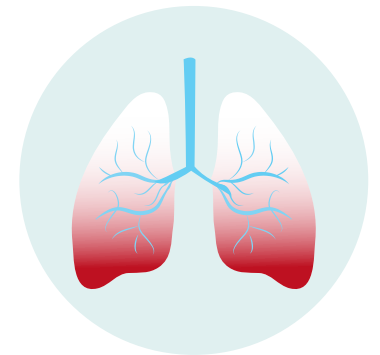
#### Irritability

Warn family and friends in advance of quitting and ask for their support. Take time to relax, get plenty of sleep and treat yourself when you're doing well so you can focus on the positives of giving up smoking.

#### Coughing

In normal healthy lungs there are tiny hairs that line the airways. These act to catch any dust or dirt that we all breathe in every day. Smoking destroys these hairs, which means that rubbish from the air gradually collects in the lungs. After stopping the self-cleaning system starts up again.

Many ex-smokers initially find themselves coughing up more phlegm than before. This can go on for several weeks, but eventually the cough will improve, and the lungs become cleaner.





### Poor Concentration

Drink plenty of water and try to get lots of fresh air.



### Disturbed Sleep

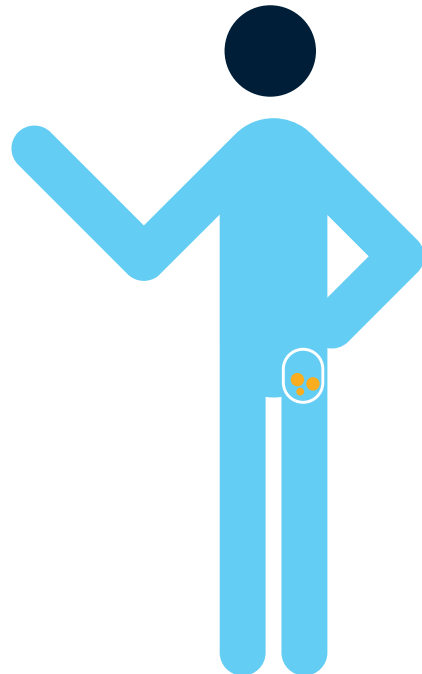
Cut down on caffeinated drinks and try to get more fresh air and exercise.

### Mouth Ulcers

Don't be put off if you develop mouth ulcers. Remember they are only temporary and the long term health benefits of not smoking are far greater than the short term discomfort. Try over the counter medications or see a healthcare professional for more advice.

### Constipation

Make sure you drink plenty of water, get lots of exercise and eat as much fresh fruit and vegetables as possible. If it persists try over the counter medication or see a health care professional for more advice.



## Quit for Covid

If you're a smoker and worried about COVID-19 then now would be a good time to think about quitting for good. Research into previous coronavirus cases show that smoking makes the impact of the virus worse. Smokers are more likely to develop severe symptoms from the COVID-19 virus, than nonsmokers.

### ADVICE TO SMOKERS ABOUT CORONAVIRUS



Quitting smoking is an **important way** for individuals to reduce their risk from coronavirus (COVID-19).



Smoking increases the risk of lung infections. Smokers are **twice as likely to get pneumonia and five times more likely to get flu than non-smokers.**



Quitting smoking rapidly reduces your risk of other health problems such as heart attack and stroke. It is **especially important to prevent these problems, at a time like now, when health systems are going to come under strain.**

### #QuitforCovid

In addition, the act of smoking means hands are in contact with the mouth increasing the likelihood of transmission of the virus. We also know that smoking impairs the immune system and that smokers are at greater risk of:

- getting acute respiratory infections
- infections lasting longer
- infections being more serious than it would be for someone who does not smoke



## Quit tips


### 1. Don't struggle through the cravings

– use the **NRT products** that have been given to you by your advisor as these are designed to make your quit attempt more comfortable.



### 2. Throw out

all of your cigarettes, ashtrays & lighters!



### 3. Speak with your family and friends

about your quit attempt and gain their support - you may feel as though you need this at times.



### 4. Take up a new hobby

i.e. arts & crafts, running or walking, join a local group.




### 5. Be aware

of your **high risk situations** and make sure you are appropriately prepared for these.




### 6. Remember 'just one'

is never just the one. Use the distraction techniques you have learnt through the work pack to deal with these thoughts!



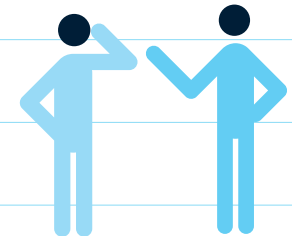
### 7. Be positive

– stopping smoking will be hard at first but remind yourself why you have decided to do this. This will be one lifestyle change you won't ever regret making.



### 8. Be prepared for social situation

with friends who may offer you cigarettes.





## Useful contacts

App: **Search 'Smokefree' in the app store**

### Websites

Stop Smoking Service: [www.thestopsmokingservice.co.uk](http://www.thestopsmokingservice.co.uk)

British Heart Foundation: [www.bhf.org.uk](http://www.bhf.org.uk)

British Lung Foundation: [www.blf.org.uk/Home](http://www.blf.org.uk/Home)

NHS Choices: [www.nhs.uk](http://www.nhs.uk)



Change4Life: [www.nhs.uk/change4life](http://www.nhs.uk/change4life)

Relate: [www.relate.org.uk](http://www.relate.org.uk)

MIND Local Mental Health Charity: <http://mind-blmk.org.uk>

Rethink Mental Illness: [www.rethink.org](http://www.rethink.org)

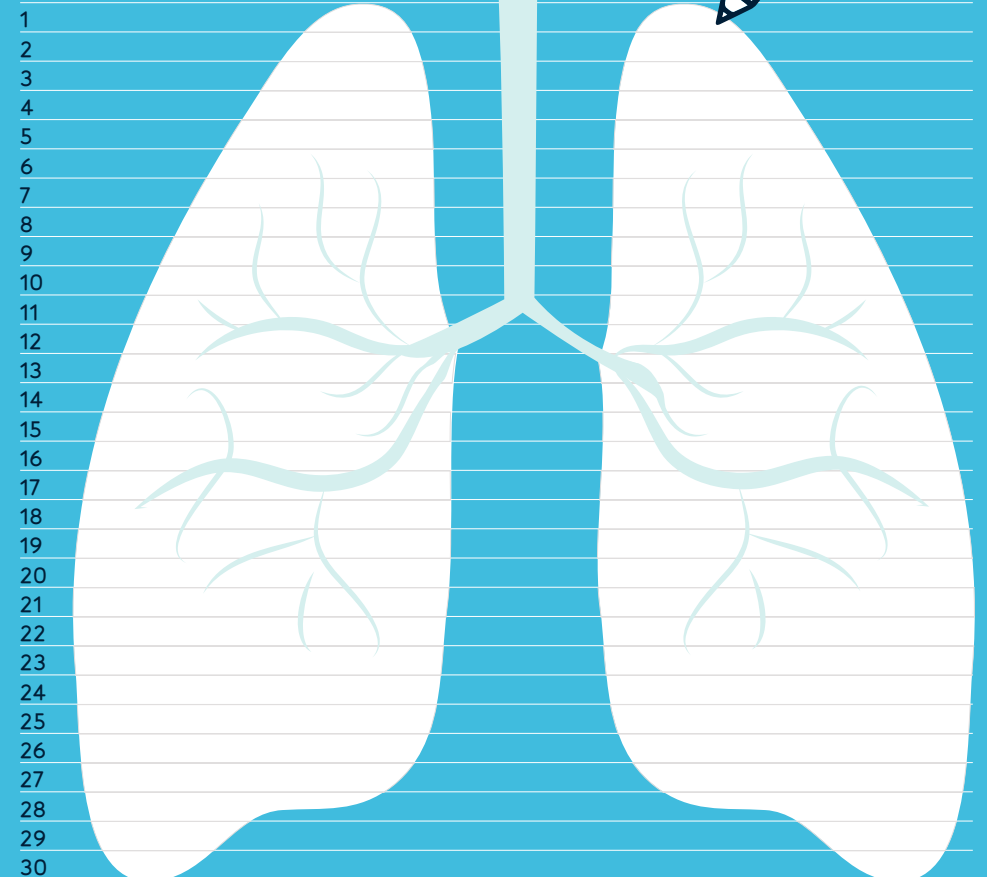
No Smoking Day: [www.todayistheday.co.uk](http://www.todayistheday.co.uk)



## Diary Doodle

Every single day you manage to go smoke free – feel free to mark this by colouring in a further section.

■ Smoked  
■ Not smoked



# Notes

# Smoking diary

## When?

Date started

DD/MM/YYYY

Record below how many you are smoking a day in each time window

Time / Day	1	2	3	4	5	6	7	8	9	10	11	12	13	14	15	16	17	18	19	20	21	22	23	24	25	26	27	28	29	30	31
00:00 - 03:00																															
03:00 - 06:00																															
06:00 - 09:00																															
09:00 - 12:00																															
12:00 - 15:00																															
15:00 - 18:00																															
18:00 - 21:00																															
21:00 - 00:00																															

## Where? Why?

Where do you smoke the most? What causes you to smoke the most? **List smoking triggers below.**

**Examples could be...** **Environmental:** Driving, going on a walk, being in a smoking area, etc. **Emotional:** Stress, anxiety, mental health, relaxation, relief, excitement, boredom, etc. **Social:** Being around other smokers, drinking alcohol, seeing/smelling cigarette smoke, cigarette breaks at work. **Day to day activity/task:** Waking up, Making a tea/coffee, after food, before/after work, before bed.

1	
2	
3	
4	
5	



If you live or work within Milton Keynes, Bedford Borough or Central Bedfordshire, you can enjoy **FREE** access to our new comprehensive support app.

The app will help you plan, organise, focus and distract during your quit attempt, giving you 24/7 support. Or open your camera on your phone and scan the QR code here to link you to the download.



## Contact us

 **0800 0130553** (free from landlines)

 **[www.thestopsmokingsservice.co.uk](http://www.thestopsmokingsservice.co.uk)**



Working together to improve the health and wellbeing of our communities